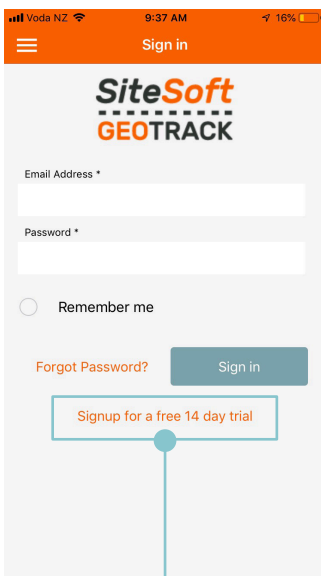


As a visitor to a SiteSoft GeoTrack managed site, you are required to sign in/out when on site. Use this guide to help manage your visitors.

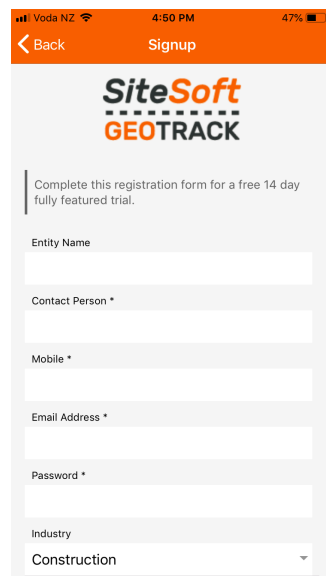
To get started, download the SiteSoft GeoTrack mobile app from [App Store](#) or [Google Play](#).

1 REGISTER

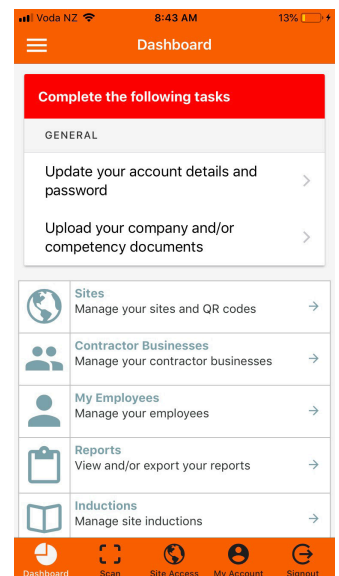
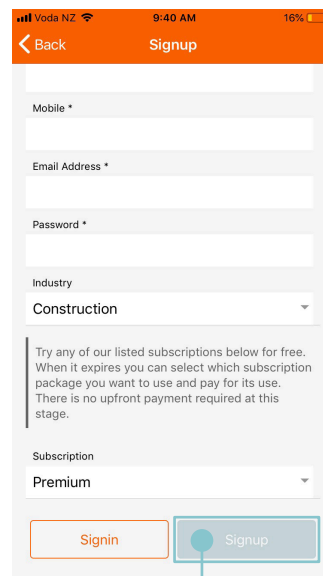
1. Register as a new user using [Sign-up for a free 14 day trial](#)
2. You will be taken to a screen to register, complete the form
3. Sign-up
4. You will be logged in to the App



14-DAY FREE TRIAL

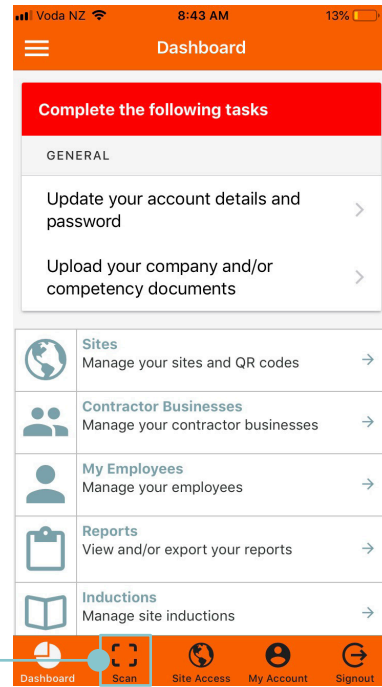


SIGN-UP HERE



2 SCAN ON SITE

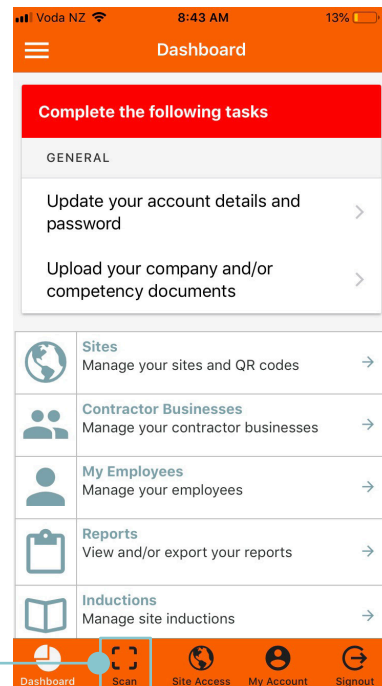
- Scan the QR Code at the site on ENTRY.
- You will be presented with the Site Induction which you are required to read then **Acknowledge and Close** (at the bottom of the site induction)



SCAN ON SITE

3 SCAN OUT OF SITE

- Scan out of the site by scanning the QR Code (You must do this).



SCAN OUT OF SITE

4 SITESOFT SUPPORT

- If you require further assistance, please contact our SiteSoft support team.

Proud member of

Property Council
New Zealand



Contact Us
Freephone
+64 800 748 763
www.SiteSoft.com



Email Us
support@sitesoft.com



Visit Us
L11, 19-21 Como St,
Takapuna, Auckland